

Skydeck Chicago Social Story

Donated by Sensory City

www.Sensorycity.org







Skydeck is under construction until 2020. You will most likely walk under scaffolding to get to the Skydeck entrance.


The main entrance to the Skydeck is a very busy area. Many people walking in and out through revolving doors.







The Skydeck entrance has a revolving door. You walk towards the door and push with your hands. Remember to keep moving your feet. The door will keep revolving and you will exit on the other side.


The Skydeck lobby is a big, open room with people waiting to greet you. You will see people walking around. Noise level is minimal.





To get to the Skydeck, you will go down 2 escalators. You will need to hold on to the side railing and place your feet on the moving steps. Stay still until you reach the bottom, then carefully step off.





Once you carefully step off the escalator, there is a room with **BIG orange 103**. You can take pictures here to remember your visit. There may be a lot of people waiting to take their turn.

Your picture is taken in front of a **green screen**. You will stand on the mat where the feet are and then you smile for the camera.



Next, you will have to go through security. You will walk through the metal detector and place your belongings on the screening belt. Your things will be given right back to you once they go through the machine. (Not pictured for safety reasons.)



You can visit the Souvenir Shop and buy something to remember your Skydeck experience. There are many colors throughout the store and bright lights.




After you visit the Souvenir Shop, you will purchase your tickets at the ticket booth. You can also purchase your ticket ahead of time online.




If the Skydeck is busy, you may have to wait in line before entering the theatre and museum.

When you enter the theatre, you will sit down and watch a video. Lights are dim and noise level is low. When the movie is over, you will enter the museum.

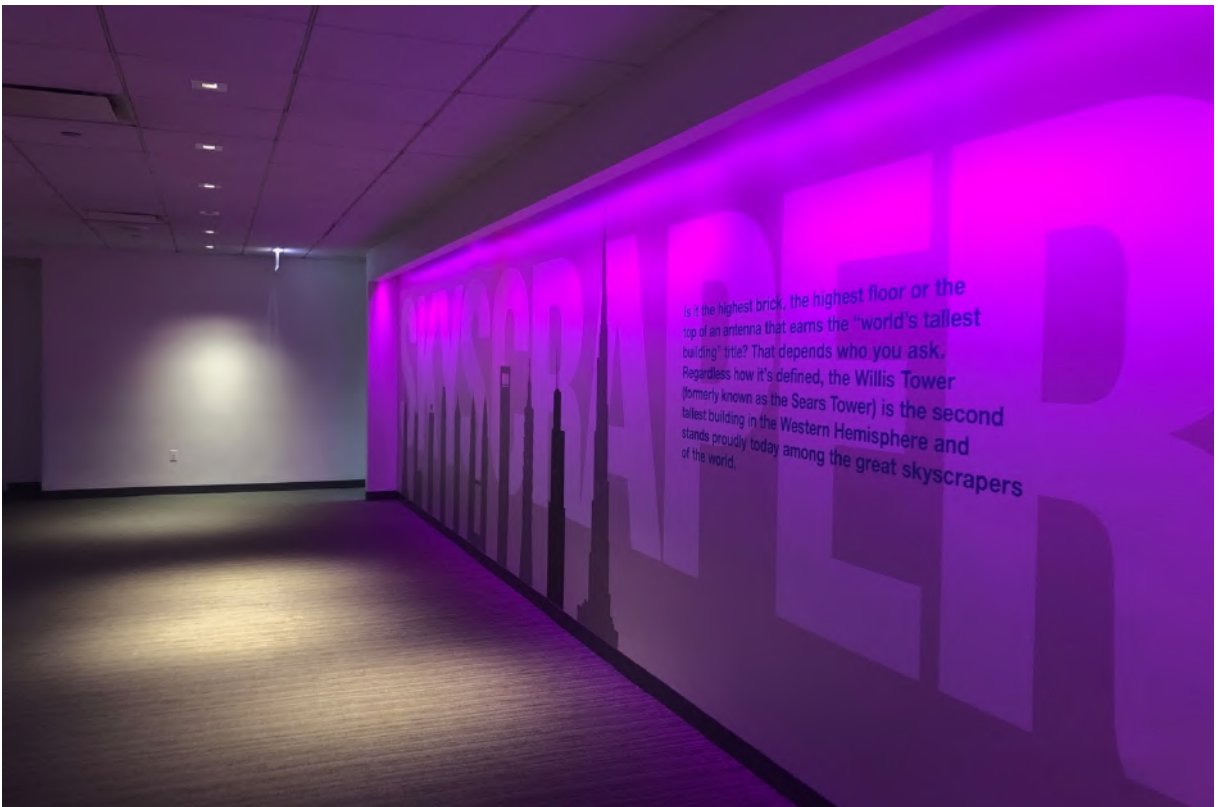




The museum has low dim lights throughout. You can read and look at pictures on the walls and in displays.



You may need to wait in another waiting room after the museum. This particular one has TVs you can watch to help pass the time.





After walking through the museum, you will have to go through another revolving door. Remember to push with your hands and keep your feet moving until you exit on the other side.

To get to the Skydeck, you will enter the elevator with a group of people.





When everyone is in the elevator, the doors will close and the attendant will press the button. The elevator will begin to move and you may feel some vibration under your feet.

As the elevator is going up, a TV will tell you how far up you are with each floor. The TV volume is at a medium level. The background color on the TV changes with every new screen image.

Your ears will feel funny the higher up you get, but this is normal and is easily fixed.




Once you make it to the 103rd floor, the elevator doors will open and you will exit the elevator.



The views from the 103rd floor are all around. There are windows along the entire outer perimeter of the floor.

There will be more people on this floor that will be looking out the windows and walking around.





They have binoculars that you can pay to use. There are a few of these throughout the floor. Just bring your face close to it and look out to see the beautiful view.

You can browse through a gift shop and purchase souvenirs to take home with you.




You will see many people walking around and looking out the window enjoying the beautiful views.



A beautiful view of Lake Michigan.



The line to step out onto the Skydeck may be very long. There are many people standing close to each other. You will hear talking and laughter as you wait for your turn.



The Skydeck has clear glass you step out on to. You can see straight down. It is very safe and fun to walk on. You will see the top of many buildings and the streets below.



You can stand on the ledge, take in the views and take pictures

The view looking straight down.





North view



West view



South View

You will see a lot of people waiting in line for the other skydecks as you walk towards the exit.







You may have to wait in a line for the elevators to exit the 103rd floor. Once it's your turn, the elevator doors will open and you will walk in.



Once you exit the elevator, this dim hallway leads you to the photo center where you can purchase your pictures.



If you plan to purchase your photos, you may have to wait in line at the Skydeck Experience Photo Pick-Up. Or you can skip this line and continue to exit.



To get back to the lobby, you will take 2 escalators up. Just like before, hold onto the side railing and carefully step onto the moving step. Stay still until you reach the top and carefully step off.